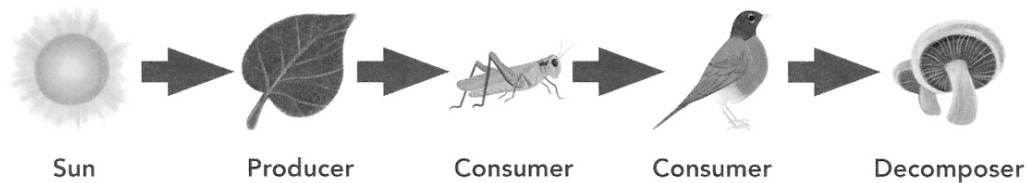


THE FOOD WEB IN YOUR NEIGHBORHOOD

Name: _____

Food Chains

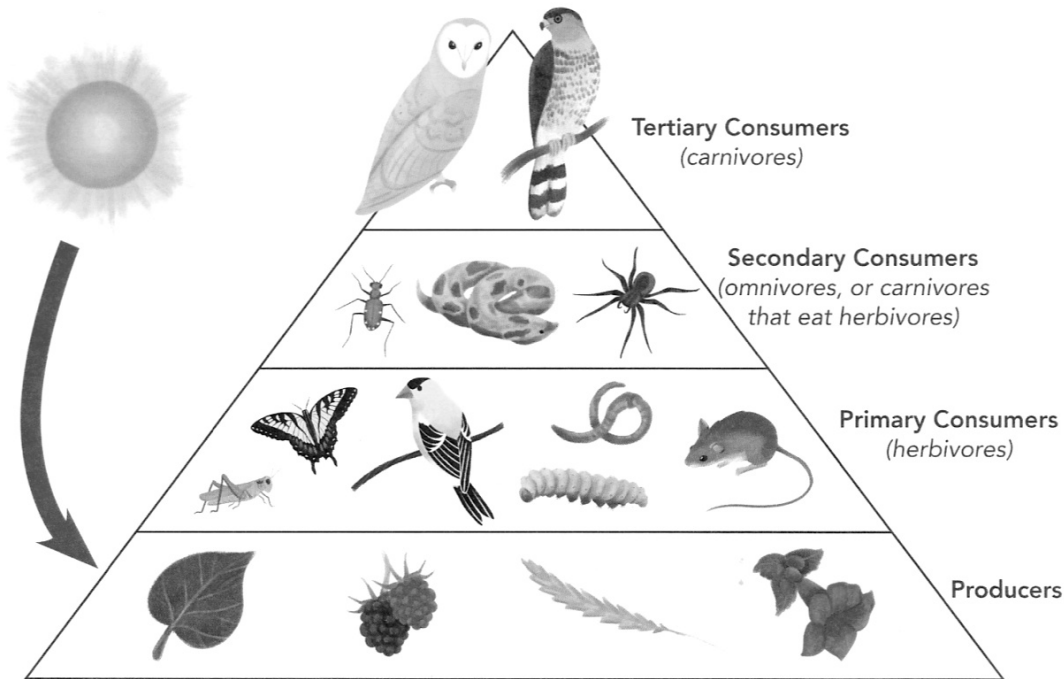
Every living thing needs energy to live. Animals get their energy from the foods they eat. Plants get energy from the sun.



A food chain shows how energy moves through an ecosystem. It begins with the sun, moves to producers and consumers, and ends with decomposers.

Trophic Levels

We can group plants and animals into trophic levels according to the source of their energy. Energy moves through the trophic levels from producers to three levels of consumers. Species that eat plants are **primary consumers**. **Secondary consumers** are omnivores and carnivores that eat herbivores. **Tertiary consumers** are the carnivores at the top of the trophic pyramid.



Trophic levels can be shown in an energy pyramid. Only about 10% of the energy present is passed on from one trophic level to the next. The rest is lost to the environment because organisms at each level use energy to digest their food, stay warm, and move from place to place.



Vocabulary

Herbivore, Omnivore, and Carnivore describe the diets of animals.

Herbivore: An animal that only eats plants (Goldfinch, Cow, Butterfly)

Omnivore: An animal that eats plants and animals (Woodpecker, Bear)

Carnivore: An animal that only eats other animals (Hawk, Wolf, Dragonfly)



Herbivore



Omnivore



Carnivore

Types of consumers

All birds are consumers, but let's be more specific. Goldfinches and Owls play different roles in the ecosystem from Woodpeckers, since they eat very different things. We classify consumers by what they eat.

Match the diets with the consumer types listed below. Then match the birds. If you're unsure what a bird's diet is, you can search online!

Diets: Herbivore, Omnivore, Carnivore

Birds: Goldfinch, Owl, Woodpecker

Bonus: Hummingbird, Eagle

Tertiary Consumer	
Diet: _____	Bird: _____
Secondary Consumer	
Diet: _____	Bird: _____
Primary Consumer	
Diet: _____	Bird: _____

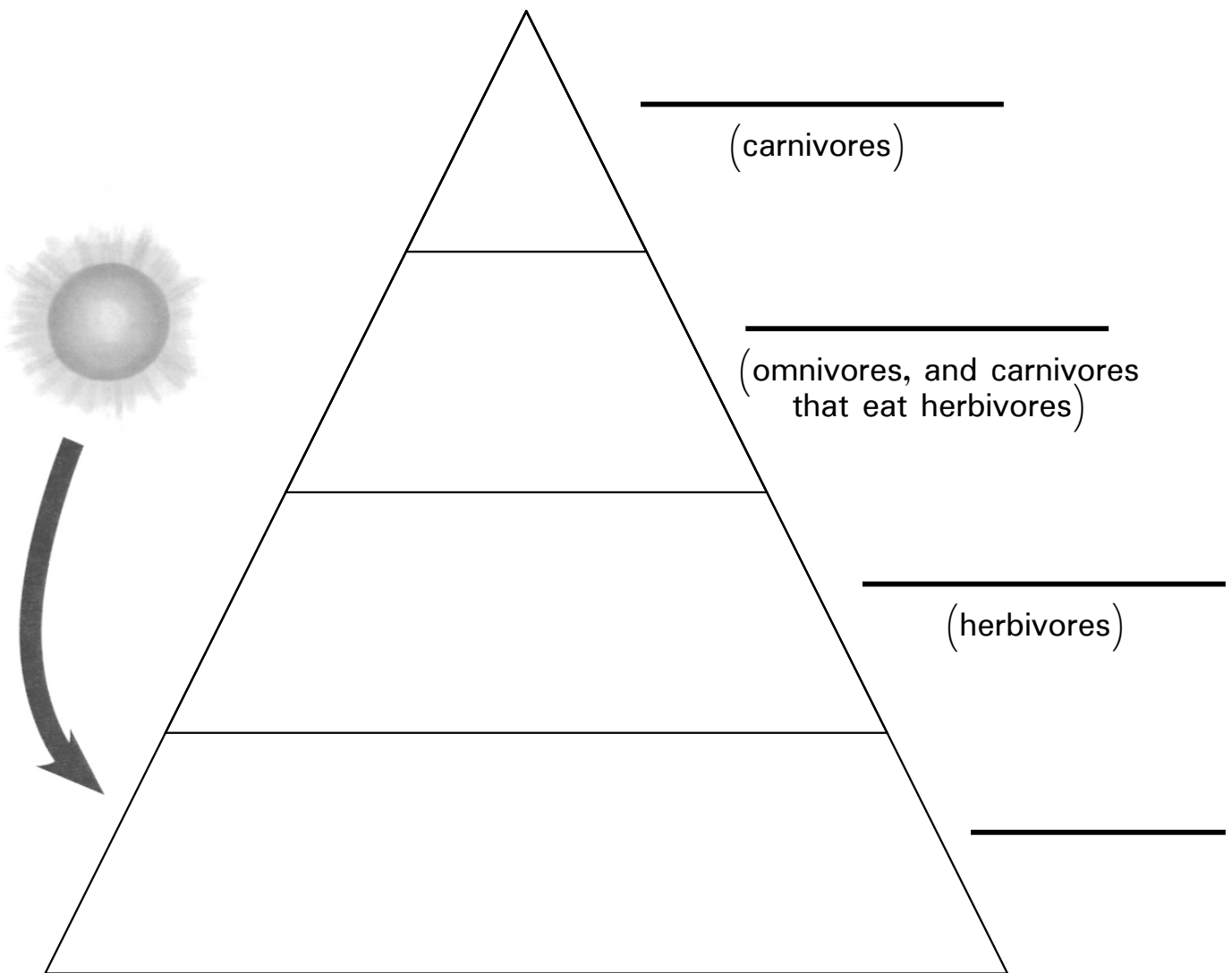
Explore the Food Web Around You

Find how the plants and animals around you fit into the trophic pyramid.

Complete the pyramid using the terms you learned on pages 1 and 2.

Take a walk with a responsible adult through a local park or around your block. Look for **plants**, **animals** and **insects** and add them to the pyramid at the right trophic level. How many things can you find to fill up your pyramid?

The Trophic Pyramid



Draw the habitat you just explored, with all the plants and creatures you put in your trophic pyramid!

